

STEEL COLLECTION



*Carriage House Door*  
C O M P A N Y

## STEEL DOORS



The same attention to detail in our wood Carriage House line has been incorporated in our Steel Collection. What separates us from the competition is the sculpted edge detail on our trim, and our window construction, which allows us to give you the authentic look of true-divided lites.

These doors are available in our 2" steel-backed, insulated door. Our Steel Collection features the five models. All of these basic designs can be finished with optional window designs and arched top sections. In addition, all doors can be enhanced with the large variety of decorative hardware we have available.

In addition to our five basic models we pride ourselves on building custom designs which meet our customers' specific needs.





**Steel Door Specifications:**

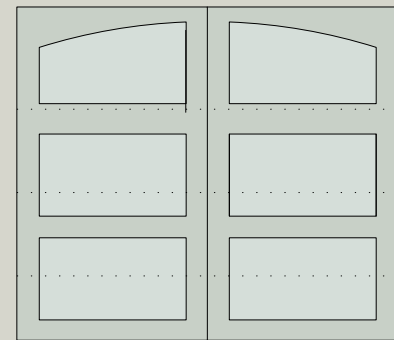
**Sections:** 2 inch steel back insulated

**Overlay:** Extira is bonded to the facing with exterior adhesive.

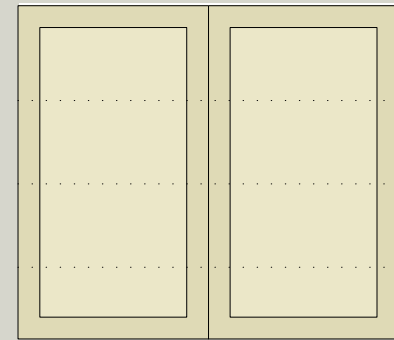
**Core:** 2 EPS, Polystyrene insulation.

**Windows:** 1/8 inch DSB (Standard) stopped and sealed in place; however, many other types of glass are available and optional.


**Designs:** Five basic designs are offered. All are available with windows and custom arch. (Please provide template with custom arch.) Special designs are available when detailed drawings are supplied.



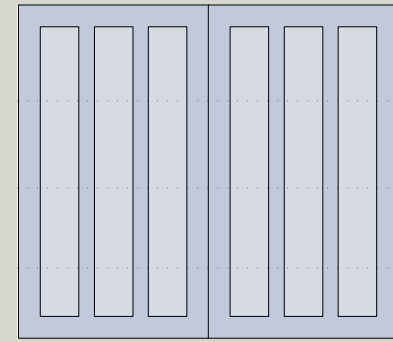
301



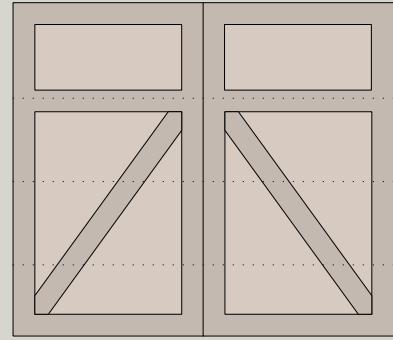
302



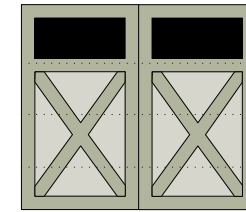
305



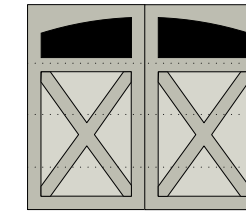
303



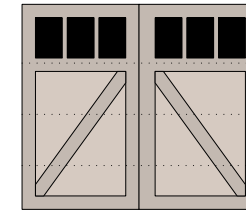
304



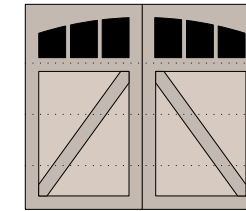
305-A



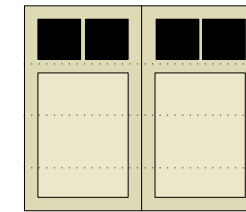
305-B



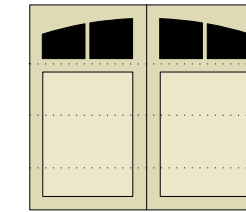
304-C



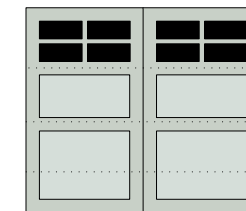
304-D



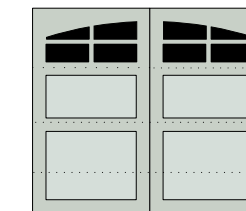
302-E




302-F




301-G



301-H



303-I



303-J



A



B



C



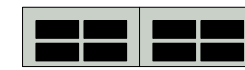
D



E



F



G



H



I



J

West Coast

1421 Richards Blvd  
Sacramento, CA 95811

866-890-1776

Sales@carriagedoor.com

East Coast & Midwest

1571 East Main St/Hwy 70  
Old Fort, NC 28762

877- 668-1601

SalesNC@carriagedoor.com

*www.carriagedoor.com*



